

# LevelSlick Datasheet

## Specialist level sensors for challenging liquids

Total reliability, whatever the media

LevelSlick has been designed for use in all electrically conductive liquids where reliable, maintenance-free operation is important.

Using a special PTFE coating allows the sensor to operate in challenging liquids that contain particles or suspended matter, and also in viscous liquids and corrosive fluids whilst maintaining reliable measurement without the maintenance that would otherwise be necessary.

Used with additional equipment the sensor can be installed in remote locations where regular maintenance is not possible.

### Typical Applications

- Water Utilities Waste Water
- Marine Waste Water
- Industrial Processes
- Corrosive Liquid Storage

### Key Features

- Non-stick PTFE coating for low sensor maintenance
- Highly durable enclosed electronics
- Tank Profiling system allows measurement in irregular tank shapes
- User defined full & empty alarms
- Resistive versions for use with gauges
- Universal BSP 1.25" thread mounting
- Voltage, current or resistive versions up to 2m long available

### Benefits

- Continuous level measurement in electrically conductive liquids
- Works in the presence of sediment & suspended matter
- No moving parts to block or stick causing mis-readings
- Accurate measurement from irregular shaped tanks
- No signal drop-outs or lost data from flat batteries
- No regular maintenance checks necessary
- Compatible with wireless systems



Sensor length up to 2m



Sensor with sealed electronics



\*Calibration software available



**AE Sensors B.V.**  
Postbus 9084, 3301 AB Dordrecht NL  
Tel.: +31 (0)78 6213152  
E-mail : [aesensors@aesensors.nl](mailto:aesensors@aesensors.nl)  
Website : [www.aesensors.nl](http://www.aesensors.nl)

LD7010-Iss 7  
© 2020 Gill Sensors & Controls Limited



# LevelSlick Datasheet

## Specialist level sensors for challenging liquids

Total reliability, whatever the media

### GENERAL

Measurement Type	Conductive
Liquid Compatibility	All electrically conductive liquids

### OUTPUTS

Voltage—Primary *#	0.25V—4.75V DC (Max 10.0V DC) **
Current—Primary#	4-20mA **
Resistive—Primary#	Simulated 10-180Ω or 240-33Ω (Datum A-B) (Max 10-1000Ω or 1000-10Ω)
Switch—Secondary**	Open collector output 50V / 0.5A max switch to ground (V-)

\*Supply voltage to be at least 0.5V greater than required output

\*\*Configurable through GSlevel software

#Volumetric output configurable through GSlevel tank profiling or file upload

### ENVIRONMENTAL

Ingress Protection	IP66 / IP68 / IP69k to EN60529
Operating Temperature	-40°C to +85°C (without cable)
Humidity	93% RH at 40°C EN60945
Corrosion Resistance	Marine grade Stainless Steel 316
Differential Pressure	10 Bar
Absolute Pressure	5 Bar
Configuration Interface	Micro USB (Sensor mounted)
Venting	Use in vented tanks only
EMC	EN60945 (Marine) EN61000-6-3 (Light Industrial) EN61000-6-2 (Heavy Industrial) EN61326-2-1 (Measurement Control)

### ORDERING

<b>Length Range (mm):</b> 1 = 50 - 500mm 2 = 510 - 1000mm 3 = 1010 - 1500mm 4 = 1510 - 2000mm	<b>Output Type:</b> K = voltage L = current M = resistive	<b>Mounting thread:</b> A = 1.25" BSP	<b>Exact Length (mm):</b>
7014 - 00 - [ ] [ ] [ ] - [ ] [ ] [ ] [ ]			

### ACCURACY (PRIMARY OUTPUT)

Primary Output	+/- 10% FSD @20°C
Thermal Drift	+/- 10% FSD over full temperature range

### MECHANICAL

Construction	Stainless steel 316, FEP, EDPM
Tank Seal Options	EDPM O-ring or Klingersil panel gasket
Cable Type	Marine standard screened cable
Cable Temp Rating	-40°C to +75°C
Cable Pull	3 axis, 50N
Probe Length	Range 1: 250mm or 450mm Range 2: 600, 800 or 1000mm Range 3: Custom 50mm up to 2000mm






### ELECTRICAL

Supply Voltage	+6V to +32V DC
Over Voltage Protection	50V DC
Supply Current	15mA—40mA (dependant on type)
Reverse Polarity Protection	-32V DC
Resolution	12 bit (4096 points over measurement range)
Output Update Rate	10Hz (0-10V), 100Hz (Resistive)
Configuration Interface	Micro USB (Sensor mounted)

### DIMENSIONS

Overall Length	Probe length + 28.6mm
Mounting Flange Height	28.6mm (+ 75mm cable clearance)
Measurement Range	Probe length—14mm
Flange Ø	49mm (6.0 A/F spanner)
Sensor Mounting	1,1/4" BSP thread
Cable Position	Top exit

### CONNECTIONS

	Black	-V (Ground)
	Red	+V
	Blue	Switch Output
	Silver	Bare drain wire
	White	Output



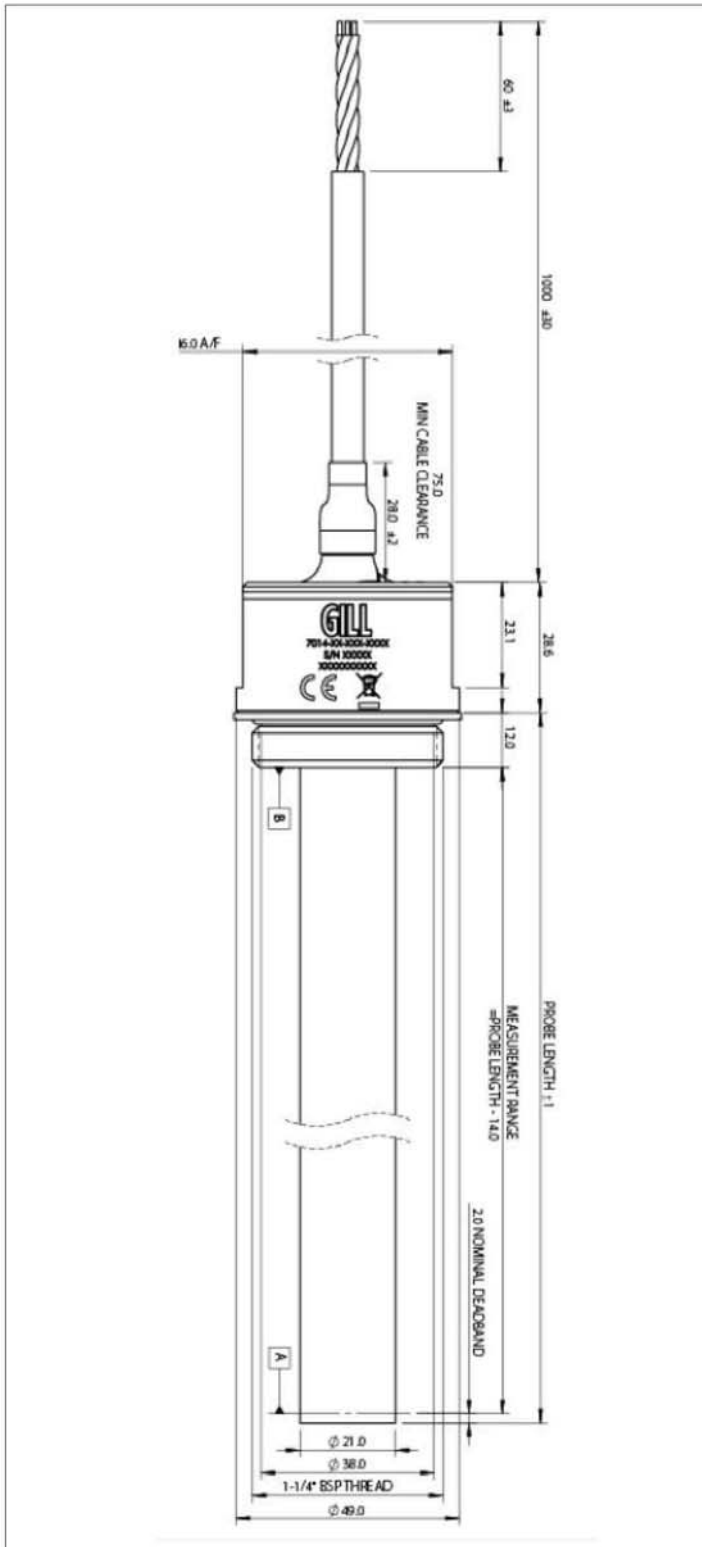
**AE Sensors B.V.**  
Postbus 9084, 3301 AB Dordrecht NL  
Tel.: +31 (0)78 6213152  
E-mail : aesensors@aesensors.nl  
Website : www.aesensors.nl



# LevelSlick Datasheet

## Specialist level sensors for challenging liquids

Total reliability, whatever the media



### CONNECTIONS

	<b>Black</b>	-V (Ground)
	<b>Red</b>	+V
	<b>Blue</b>	Switch Output
	<b>Silver</b>	Bare drain wire
	<b>White</b>	Output

### DIMENSIONS

Overall Length	Probe length + 28.6mm
Mounting Flange Height	28.6mm ( + 75mm cable clearance)
Measurement Range	Probe length—14mm
Flange $\phi$	49mm (6.0 A/F spanner)
Sensor Mounting	1,1/4" BSP thread
Cable Position	Top exit

### ORDERING

#### Length Range (mm):

- 1 = 50 - 500mm
- 2 = 510 - 1000mm
- 3 = 1010 - 1500mm
- 4 = 1510 - 2000mm

#### Output Type:

- K = voltage
- L = current
- M = resistive

#### Mounting thread:

A = 1.25" BSP

7014 - 00 -    -

For more information about LevelSlick please contact Gill Sensors & Controls.



**AE Sensors B.V.**  
 Postbus 9084, 3301 AB Dordrecht NL  
 Tel.: +31 (0)78 6213152  
 E-mail : aesensors@aesensors.nl  
 Website : www.aesensors.nl

